

warning **PUBLIC**




iCAS.TA

SiRcom

# SiRcom

GESELLSCHAFT FÜR SYSTEMINTEGRATION  
& KOMMUNICATIONSTECHNIK mbH



# The Company

## Experience the difference

**SiRcom** is a system house for Public - Warning - and Information-Systems founded in 1993 by a team of experts with many years of knowledge in acoustics and warning technologies.

Since the beginning our founder Norbert Hunger has taken over business as CEO and established an International and successfully operating company.

**SiRcom's** activities worldwide are coordinated from the Headquarter in Forstinning near Munich.

**The SiRcom** team has many years of experience not only in the development of new products but also in the handling of complete turn-key warning and communication systems around the world.

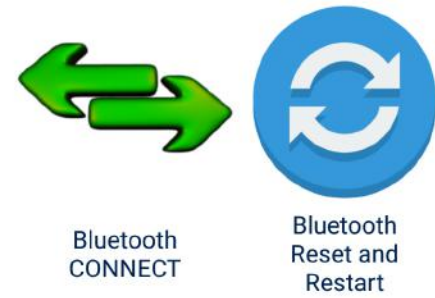
## Culture & Philosophy



Over the years our leaders have combined **SiRcom's** culture and knowledge into what it is today - a company which brings new ideas to life.

The combination of long-time experience in advanced acoustical solutions, communication technologies, warning system designs and tailor-made complete systems is our unique competitive strength as well as your chance to a successful business.

„It is **SiRcom's** declared aim to offer a perfect economical and competitive solution for any requirement and complexity“



# ICAS.T 1.3

portfolio  
products & solutions

## Start Screen / Connecting

To connect with Bluetooth, press button „Bluetooth CONNECT“.

If the Bluetooth symbol at the top on the left is blue, you are connected.

If the Bluetooth symbol at the top on the left is grey, you are not connected.

Bluetooth Reset and Restart:

If the connecting failures, you need to click this button for reset and restart.

After connecting to the Siren's BLUE-Module, you will be automatically switched to the „Sound ACTIVATION“ screen





# ICAS.T 1.3

portfolio  
products & solutions

## Sound ACTIVATION

To activate a Sound, press one of the blue buttons for select (The selected button turns into a brighter blue), then press the red „Confirmation“ button to activate.

While the sound is activated the selected sound button is glowing and the „confirmation“ button pulsates.

To stop or cancel the active sound, press the red „STOP“ button.

remark:

Press STOP once the sound will slowly end (like the motor running down)

Press STOP twice the sound will stop immediately

To switch from

-Sound ACTIVATION to

-SPEECH ACTIVATION,

press on the text „Sound ACTIVATION“







# ICAS.TA 1.3

portfolio  
products & solutions

## SPEECH ACTIVATION:

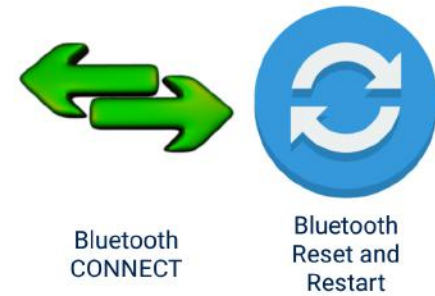
To activate a Sound, press one of the yellow buttons for select (The selected button turns into a brighter yellow), then press the red „Confirmation“ button to activate.

While the sound is activated the selected sound button is glowing and the „Confirmation“ button pulsates.

To stop or cancel the active sound, press the red „STOP“ button.

To switch to Sound ACTIVATION, press on text „SPEECH ACTIVATION“





DISCONNECTING



# ICAS.TA 1.3

portfolio  
products & solutions

## DISCONNECTING / RESET

To disconnect, press the option button (three dots) at the top on the right, then press „Disconnect“



Re-connect:

To re-connect with Bluetooth, press button „Bluetooth CONNECT“.

Bluetooth Reset and Restart:

If the connecting failures, you need to click this button for reset and restart.

When the App connects to the Siren's BLE-Module, you will be automatically switched to the „Sound ACTIVATION“



**PUBLIC**warning

contact us:

**tel. +49 8121 9194- 0**

**fax +49 8121 9194-10**

**web: [www.sircom.de](http://www.sircom.de)**

**mail: [info@sircom.de](mailto:info@sircom.de)**

**SiRcom**  
GESELLSCHAFT FÜR SYSTEMINTEGRATION  
& KOMMUNIKATIONSTECHNIK mbH  
MÜHLDORFER STRASSE 1  
85661 FORSTENNING  
GERMANY

